



Caledonian

Railway Cables

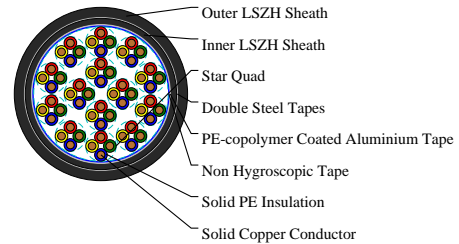

www.caledonian-cables.com

marketing@caledonian-cables.com

K23 LSZH Subway Signalling Cables for Metro/Local Trains/Tramlines

0.8mm conductor, 1.27 mm Insulated Wire (8/10)

RS/K23-2Y(L)HBH-14Q0.8



APPLICATIONS

The cables are designed for remote control and teletransmission in underground railway networks. The cables can be laid in channel, cable tray, or on hook supports, along suburban railway lines electrified at maximum 1500V DC.

STANDARDS

NF F 55-623

CABLE CONSTRUCTION

Conductors: Copper wire, 0.8 mm nominal diameter.

Insulation: Solid polyethylene.

Cabling Element: Four conductors are twisted to form a star quad. For 1 & 4 pair cables, conductors shall be twisted in pairs.

Stranding: Quads are stranded in helically laid concentric layers or units to form the cable core.

Core wrapping: Plastic tape(s) with overlapping.

Moisture barrier: One laminated sheath made of aluminium tape coated with PE-Copolymer on at least one side is applied with longitudinally overlap.

Inner sheath: LSZH fire retardant compound.

Armour: Two helically applied steel tapes.

Outer sheath: LSZH fire retardant compound.

PHYSICAL AND THERMAL PROPERTIES

Minimum Bending Radius: 8xOD (static); 16xOD (dynamic)

Temperature Range: -40°C to +60°C (during operation); -20°C to +50°C (during installation)

Electrical Properties

Electrical Characteristics at 20°C:

Nominal Conductor Diameter: 0.8 mm

Maximum Average DC Conductor Resistance: 36 Ω/km

Minimum Insulation Resistance @500 V DC (3mins): 5000MΩ.km



Caledonian

Railway Cables

www.caledonian-cables.com

marketing@caledonian-cables.com

Maximum Mutual Capacitance @1000Hz (AC) :57.5 nF/km

Maximum Capacitance Unbalance @800Hz:

k1 (side to side):435 pF/500 m

K9-12 (quad to quad):220 pF/500 m

Operating Voltages:400V

Maximum Permissible Current:0.63A

Dielectric strength (DC voltage 1min):

Conductor to Conductor:2000V

Conductor to Screen:1500V

DIMENSION AND PARAMETERS

No. of Quad	Conductor Diameter	Nominal Diameter over Insulation	Nominal Inner Sheath Thickness	Nominal Outer Sheath Thickness	Nom. Overall Diameter	Approx. Weight
	mm	mm	mm	mm	mm	kg/km
14	0.8	1.27	1	1.4	20.5	412



Acid & Alkaline Resistant



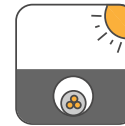
Fire Retardant
NF C32-070-2-20(1)
IEC60332-3-24/EN50266-2-4



Flame Retardant
NF C32-070-2-10(2)
IEC60332-1-2/EN50265-2-1



Impact Resistant



Laid In conduit



Low Corrosivity
IEC60754-2/EN50267-2-2(3)
NF C32-074/NF C20-453



Low Smoke Emission
IEC 61034-2 / EN 50268-2
NF C32-073/NF C 20-992



Low Toxicity



Mineral Oil Resistant



Zero Halogen
IEC 60754-1/EN 50267-2-1
NF C20-454